



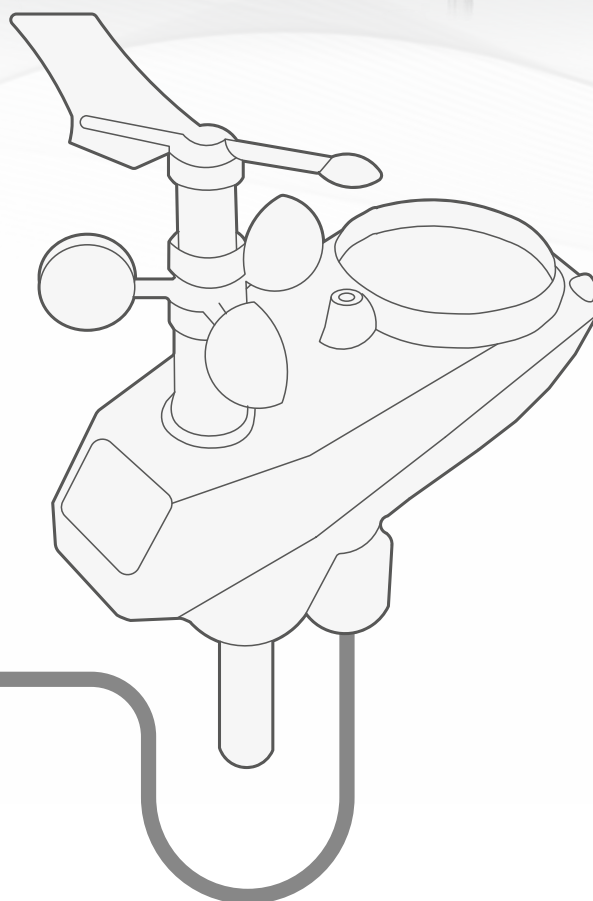
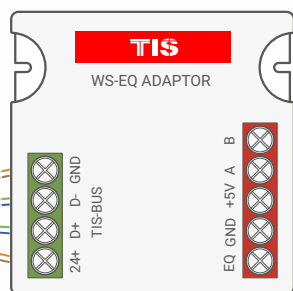
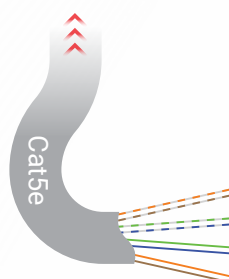
TIS WEATHER STATION

Product Diagrams V 1.2

Model: TIS-WS-71



To the TIS BUS Network



Cat5e connection

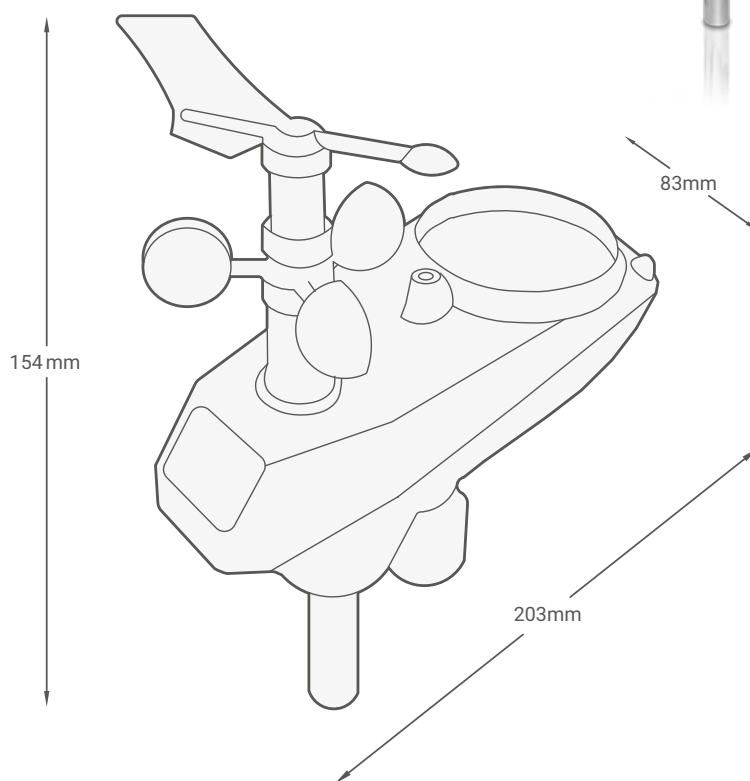
- GND(white-orange)&(white-brown)
- D-(white-green)&(white-blue)
- D+(blue-green)
- +24V(brown-orange)

▲ Figure 1: Weather Station Module's Air Connection to the Smart Home Diagram

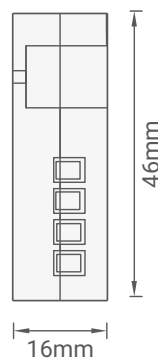
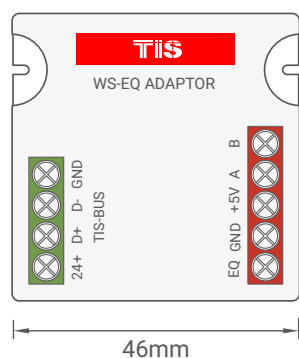
TIS WEATHER STATION

Model: TIS-WS-71

TIS



▲ Figure 3: TIS-WS-71 Module's Dimensions



▲ Figure 2: WS-EQ ADAPTOR Module's Dimensions



Copyright © 2022 TIS, All Rights Reserved

TIS Logo is registered trademark of TIS CONTROL .
All of the specification are subject to change without notice.

TIS CONTROL PTY LIMITED
SA , AUSTRALIA

TIS CONTROL LIMITED
Wanchai, Hong Kong